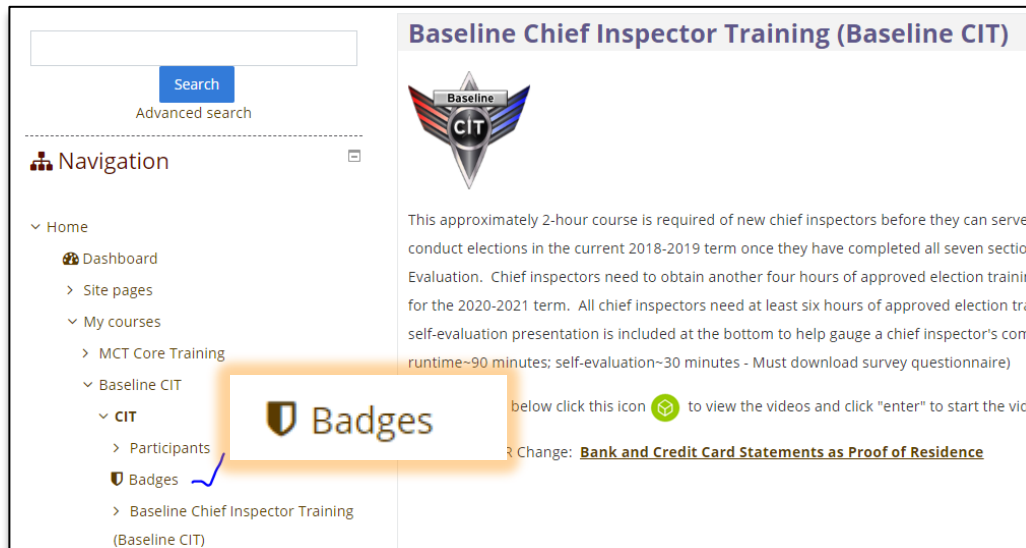


TLC Badges




The Wisconsin Election Training – TLC website awards badges as a way for the learner to track activities within a course. After a video is viewed a badge is awarded. There are Course Activity Badge pages (all the badges available for a certain course) and a Badge Backpack page consisting of all the learner’s TLC-awarded badges. Some badges are associated with a paired activity such as a video and quiz. If you wish to locate your awarded badges or download them, you can.

Locate the Course Badges

1. Click on a course tile
2. Locate Badges in Navigation block, Click **Badges**

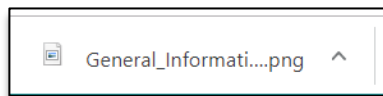


3. The page shows the number of total badges. It also displays the course names and badge issue date (if applicable). If a badge is awarded a date will be listed. To view the badge, click the date.

Baseline CIT: Badges				
Number of badges available: 9				
Image	Name ▲	Description	Criteria	Issued to me ▲ ▼
	Pre-Election Preparations	Presentation reviewed	Users are awarded this badge when they complete requirement: <ul style="list-style-type: none"> The following activity has to be completed: <ul style="list-style-type: none"> "SCORM package - Section Two (8 mins)" 	
	General Information	Presentation reviewed	Users are awarded this badge when they complete requirement: <ul style="list-style-type: none"> The following activity has to be completed: <ul style="list-style-type: none"> "SCORM package - Section One (9 mins)" 	<div style="border: 2px solid red; padding: 2px;"> Date: 01/23/19  </div>

- To download the badge, click the **download** button

- The badge file will download to your computer. You can rename the file.



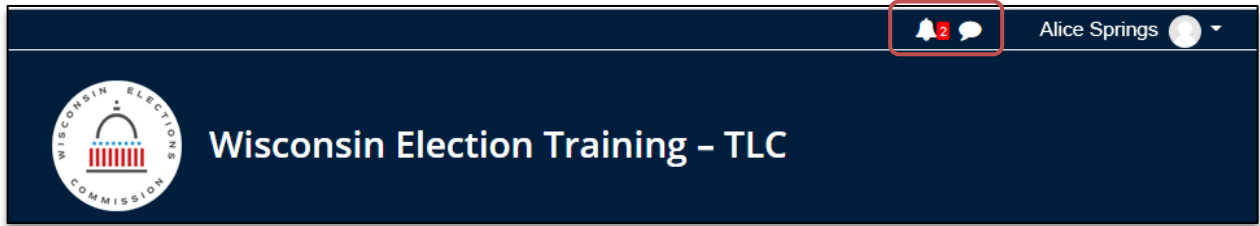
Badge Notification

TLC notifies the learner in several ways: a checkmark appears after the activity; a notification is given above the website banner; and an email is sent.

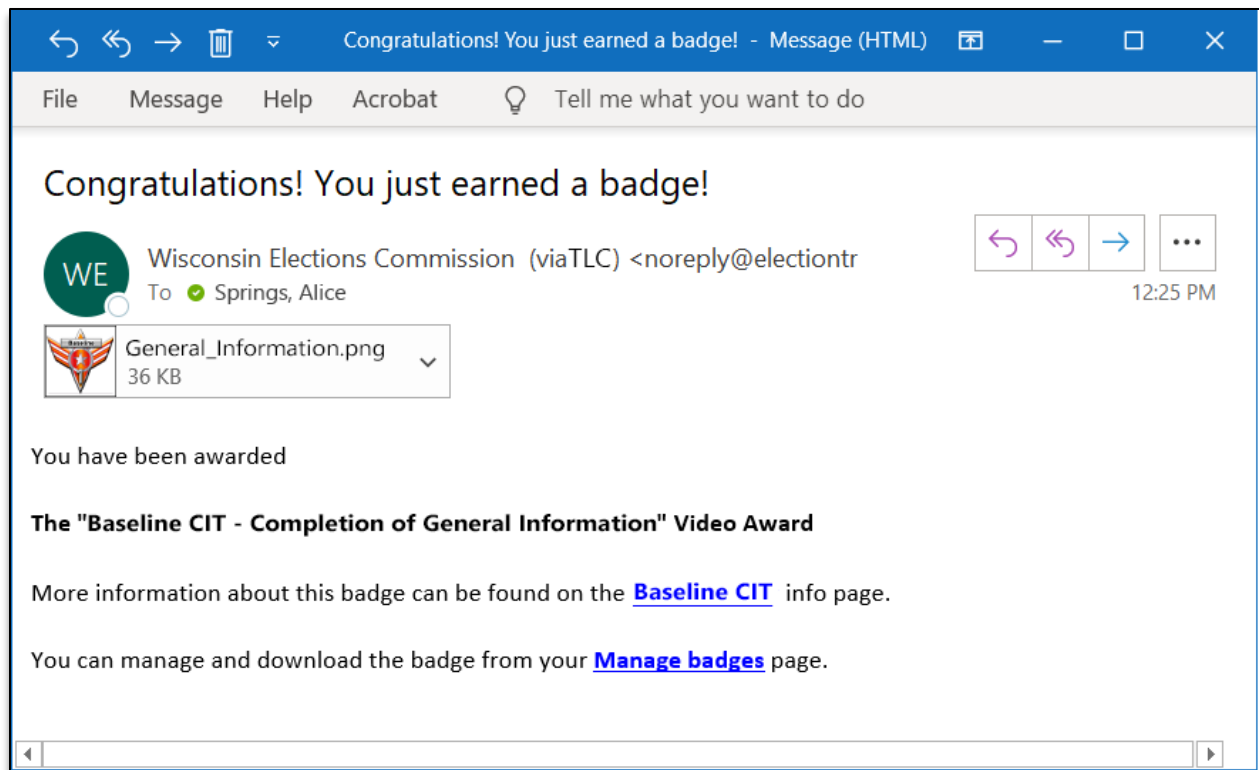
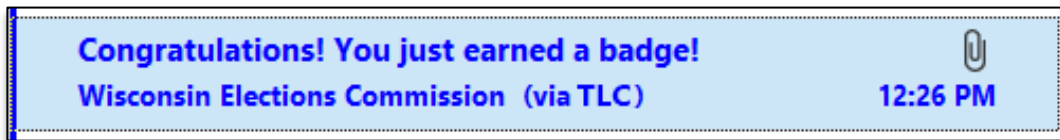
- The check will show after a video has been viewed

Note: Some videos require all paths within the video to be reviewed.

- 2. The notification shows near the login name



- 3. Finally, the learner’s inbox will be graced with a new entry, a TLC congratulatory message.



Note: If you are not getting these emails, it means TLC does not have your correct contact information. Please contact the helpdesk if this ever becomes the case.